

UNIVERSITY OF NORTH CAROLINA

Chapel Hill, NC | Founded: 1789

Historic Master Plan: McKim, Mead & White (1920-1921)

Enrollment: 895*
Campus Buildings: 3,260,000 GSF
Land: 1,220 Acres

Current Conditions

Enrollment: 29,469
Campus Buildings: 20,053,000 GSF
Land: 4,046 Acres

AYERS
SAINT
GROSS

2017 COMPARING HISTORIC CAMPUS PLANS

Our 2017 poster compares historic campus master plans to their respective campuses today in order to explore how original concepts evolved and were adapted over time. In some cases, all planned buildings are still part of the campus. In others, some of the historic plan buildings are no longer a part of the campus fabric or were never built. As planners and designers, exploring the history of an institution is not only fascinating but informative for future planning.

The current campus is shown as an underlay with buildings in blue, and the historic plan is represented in orange and black hatch, where applicable. For institutions with multiple historic master plans, we chose the plan that was either the most historically significant or provided the most spatial contrast with the current campus.

We included historic planning statistics that correspond with the historic plan. In cases where that information was not available, actual enrollment and building information were used instead and marked with an asterisk (*).

For almost 20 years, Ayers Saint Gross has gathered broad data on the physical characteristics of campuses. The Comparing Campuses collection now exceeds 200 campuses and is available on our website at www.asg-architects.com. Our thanks to the institutions featured on this poster.

www.asg-architects.com/ideas/comparing-campus - 410-347-8500 - comparingcampuses@asg-architects.com

1 inch
500 feet

Current Campus Buildings

Historic Campus Buildings

Historic Plan Buildings Built and Demolished
or Planned and Not Built

Disclaimer: All campus plans have been reproduced to the same scale and are intended for comparative use only. Recognizing that errors are inevitable, we apologize for any inaccuracies.
Concept - Jim Wheeler, Luene Greene, Graphic Design - Lindsay Story, Margaret Zivkovich, Content - Dana Perzynski, Gina Fernandes, Copyright 2017 Ayers Saint Gross.
We are honored to dedicate the 2017 Comparing Campuses poster to Jim Wheeler, AIA (founder and creator of the poster) and his remarkable 30 years of service to our firm.



TEXAS A&M UNIVERSITY

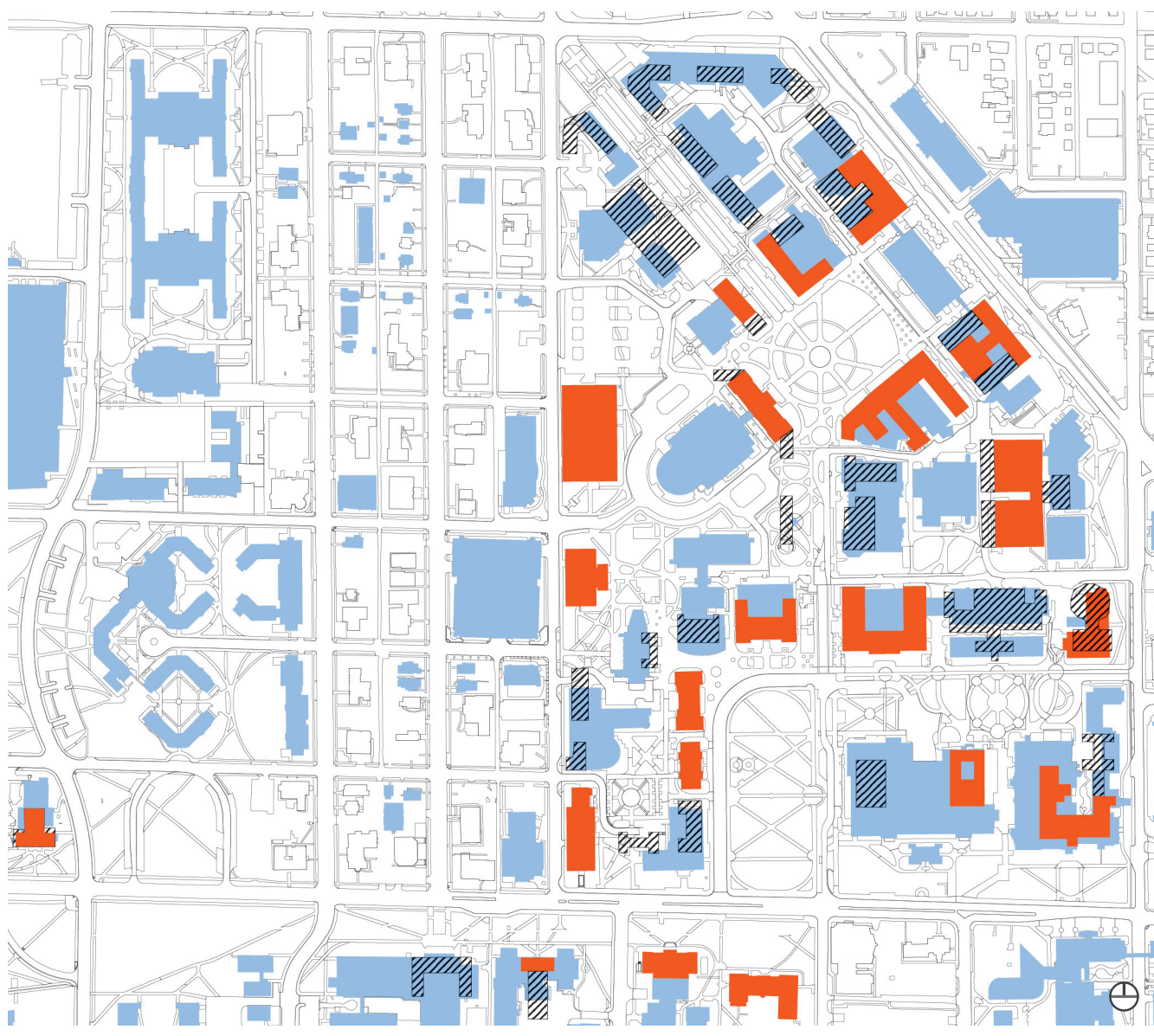
College Station, TX | Founded: 1876

Historic Master Plan: Adelsberger (1915)

Enrollment: 2,000
Campus Buildings: 56,800 GSF* (1876)
Land: 2,416 Acres (1876)

Current Conditions

Enrollment: 60,979
Campus Buildings: 21,319,000 GSF
Land: 5,200 Acres



PURDUE UNIVERSITY

West Lafayette, IN | Founded: 1869

Historic Master Plan: Nichol, Scholer & Hoffman (1924)

Enrollment: 3,059*
Campus Buildings: 1,581,000 GSF
Land: 270 Acres

Current Conditions

Enrollment: 40,451
Campus Buildings: 19,509,000 GSF
Land: 2,660 Acres



THE OHIO STATE UNIVERSITY

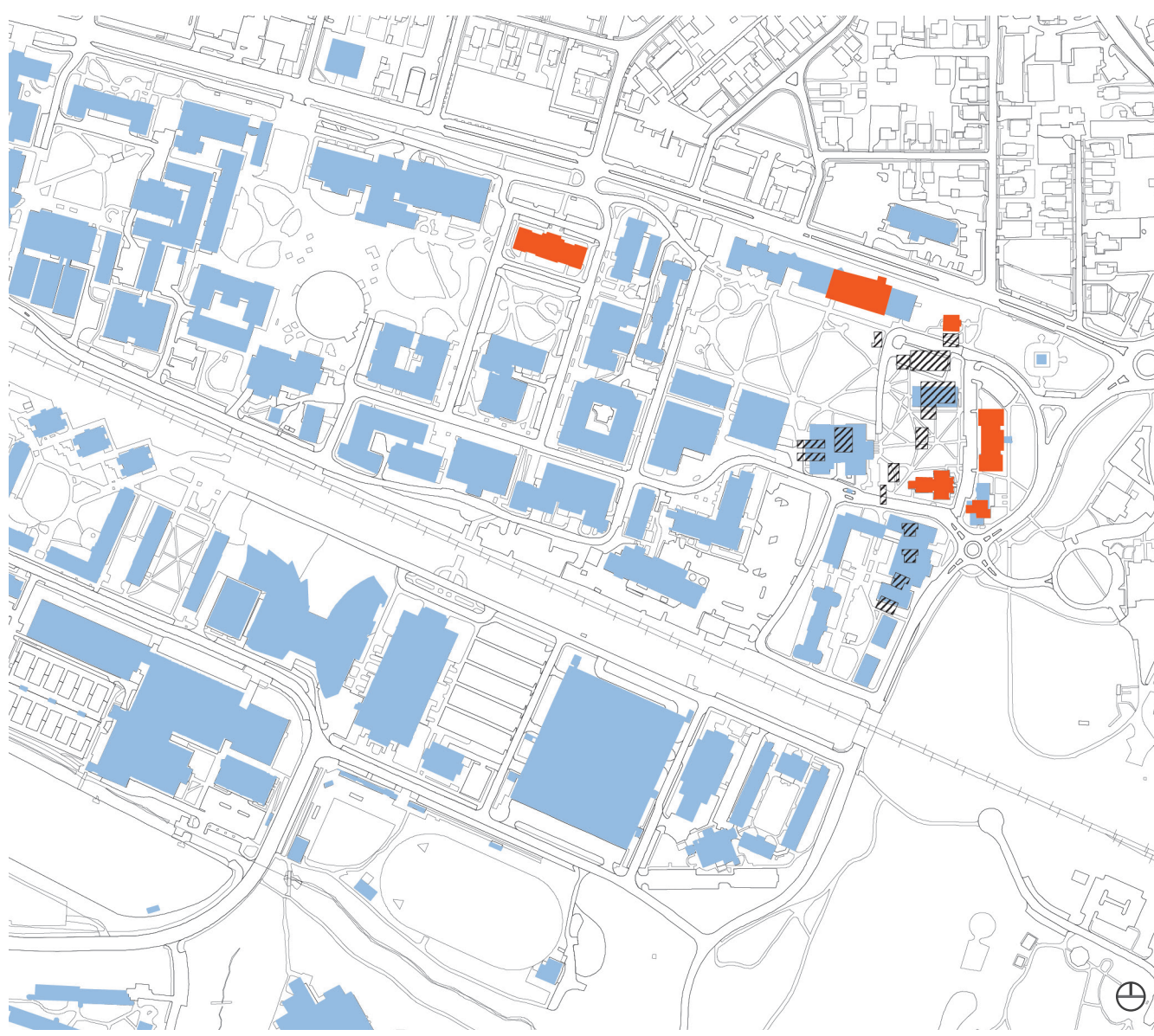
Columbus, OH | Founded: 1870

Historic Master Plan: Charles Chubb (1910)

Enrollment: 3,566*
Campus Buildings: 947,000 GSF*
Land: 439 Acres

Current Conditions

Enrollment: 59,482
Campus Buildings: 31,064,000 GSF
Land: 1,904 Acres



NORTH CAROLINA STATE UNIVERSITY

Raleigh, NC | Founded: 1887

Historic Master Plan: Unknown (1906)

Enrollment: 484*
Campus Buildings: 235,000 GSF*
Land: 346 Acres

Current Conditions

Enrollment: 34,015
Campus Buildings: 15,590,000 GSF
Land: 2,112 Acres



JOHNS HOPKINS MEDICAL CAMPUS

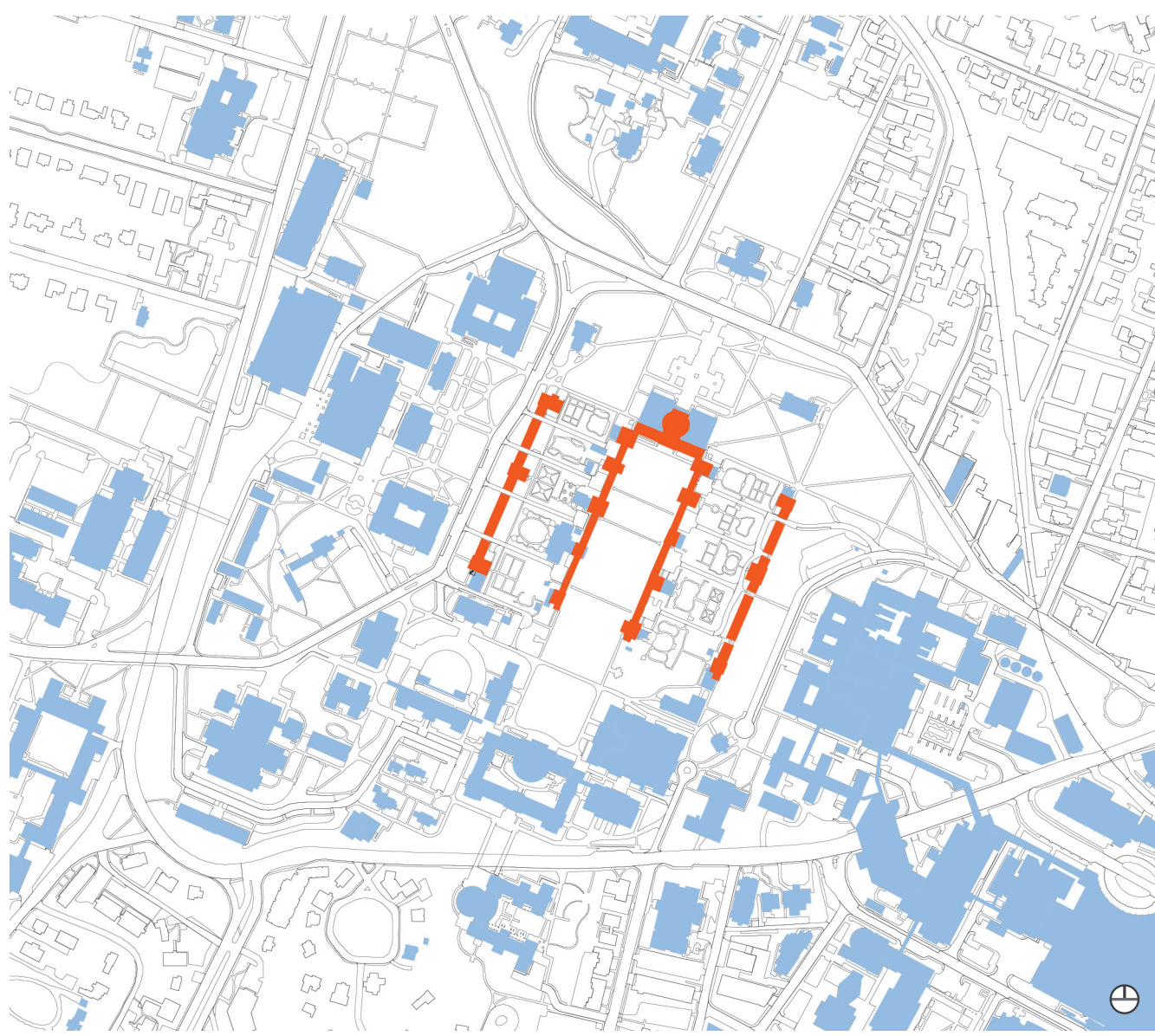
Baltimore, MD | Founded: 1889

Historic Master Plan: John Shaw Billings (1875)

Population: 22 students / 400 patient beds
Campus Buildings: 400,000 GSF
Land: 13 Acres

Current Conditions

Population: 4,650 students / 1,194 patient beds
Campus Buildings: 10,407,000 GSF
Land: 97 Acres



UNIVERSITY OF VIRGINIA

Charlottesville, VA | Founded: 1819

Historic Master Plan: Thomas Jefferson
(1822, as built 1828 plan shown)

Enrollment: 200
Campus Buildings: 90,000 GSF
Land: 390 Acres

Current Conditions

Enrollment: 22,391
Campus Buildings: 17,500,000 GSF
Land: 3,455 Acres



HARVARD MEDICAL SCHOOL

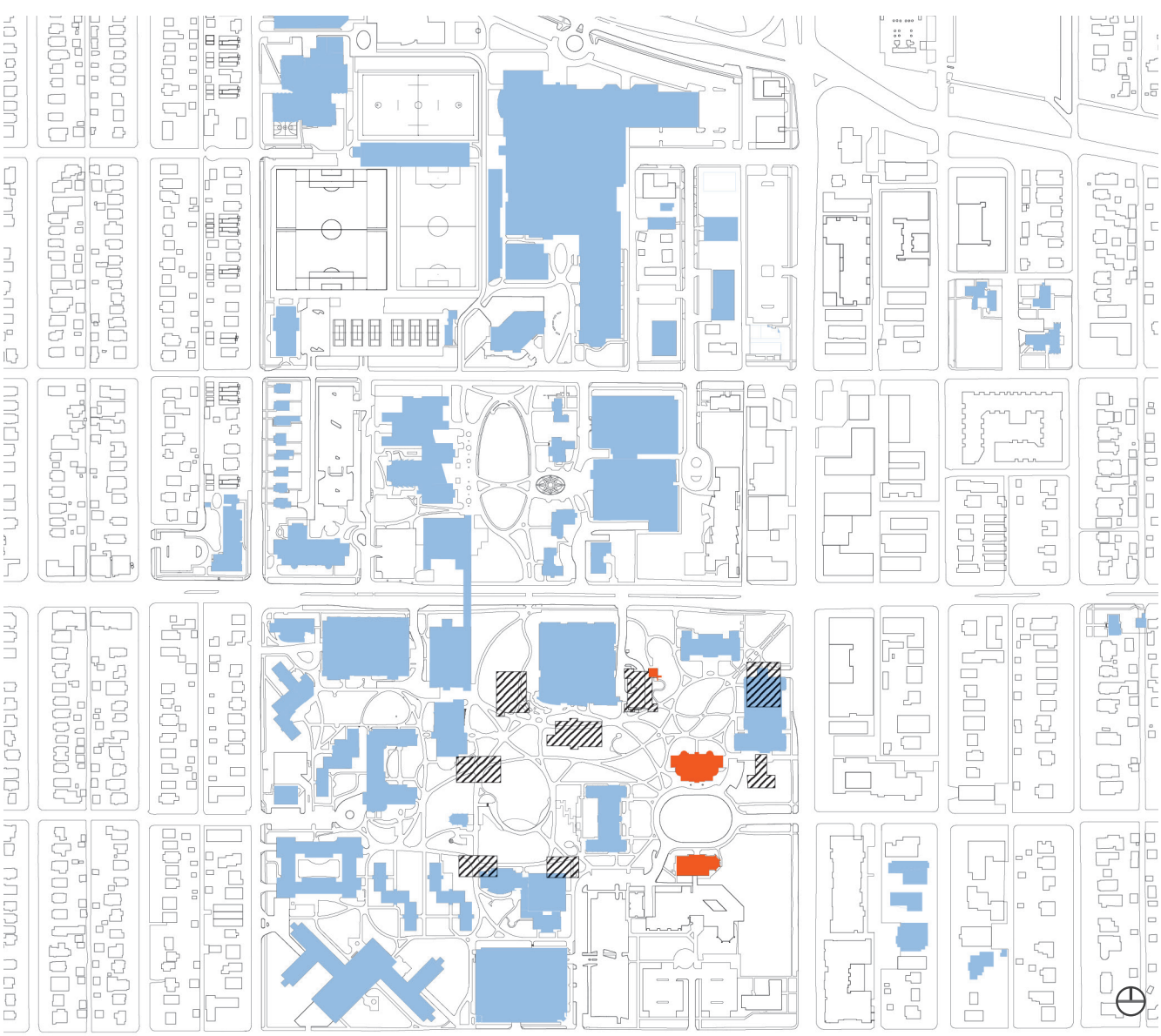
Boston, MA | Founded: 1782 (Moved to current location in 1906)

Historic Master Plan: Shepley, Rutan & Coolidge (1906)

Enrollment: 304*
Campus Buildings: 445,000 GSF
Land: 11 Acres

Current Conditions

Enrollment: 1,770
Campus Buildings: 2,600,000 GSF
Land: 21 Acres



UNIVERSITY OF DENVER

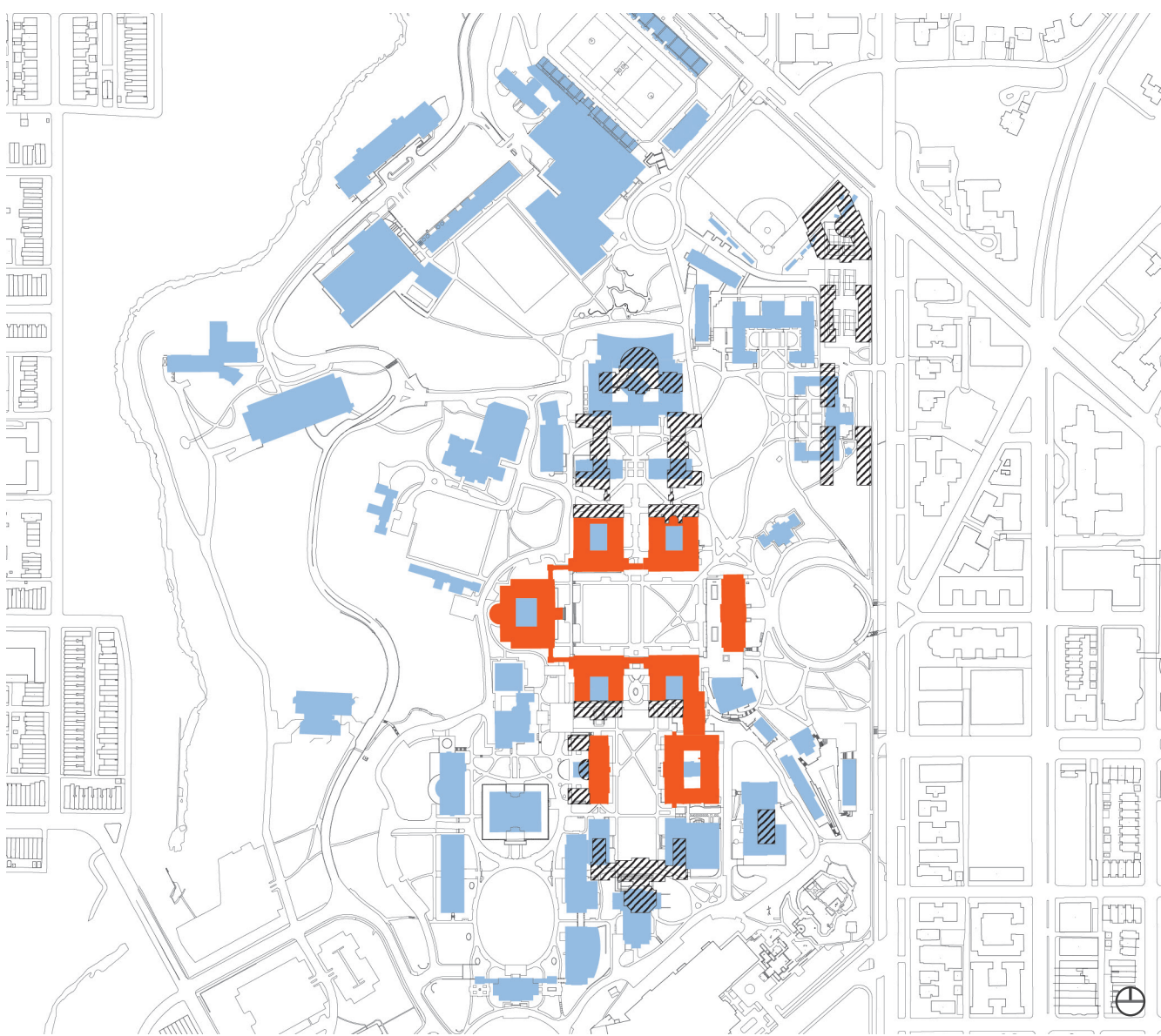
Denver, CO | Founded: 1864

Historic Master Plan: W.C. Bauer (1909)

Enrollment: 3,504* (1923)
Campus Buildings: 260,000 GSF
Land: 36 Acres

Current Conditions

Enrollment: 11,614
Campus Buildings: 3,700,000 GSF
Land: 130 Acres



JOHNS HOPKINS UNIVERSITY

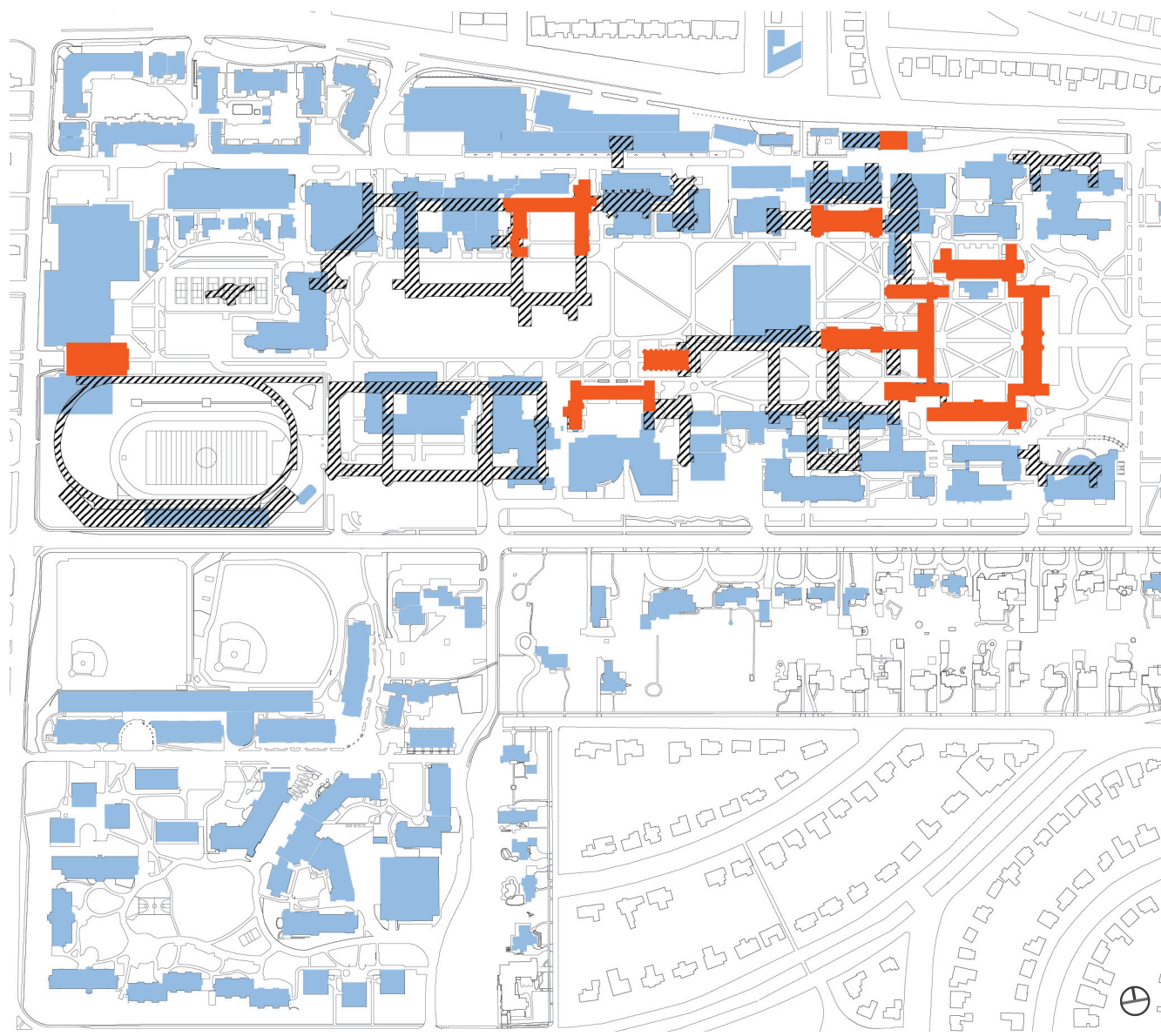
Homewood Campus | Baltimore, MD | Founded: 1876

Historic Master Plan: Parker, Thomas & Rice
(1904, updated 1912 plan shown)

Enrollment: 1,206*
Campus Buildings: 1,142,000 GSF
Land: 106 Acres

Current Conditions

Enrollment: 15,901
Campus Buildings: 4,113,000 GSF
Land: 142 Acres



WASHINGTON UNIVERSITY IN ST. LOUIS

Danforth Campus | Saint Louis, MO | Founded: 1853

Historic Master Plan: Cope & Stewardson Architects (1900)

Enrollment: 836* (1907)
Campus Buildings: 1,362,000 GSF
Land: 116 Acres

Current Conditions

Enrollment: 15,155
Campus Buildings: 6,375,000 GSF
Land: 180 Acres