

2011 COMPARING CAMPUSES KIT OF PARTS

In studying the most memorable campuses in the world, Ayers Saint Gross has found that each place has its own unique spirit and character. At the same time, great campuses share three common traits: they are well connected with elegantly designed circulation that favors the pedestrian; they are compact with buildings organized close to one another; and they are coherent in creating a feeling that the whole is greater than the sum of its parts. As part of our continuing research on campuses and development of plans for new and existing campuses, we have chronicled a collection of elements called "A Campus Kit of Parts." This poster provides a sampling of the images available on our website. New categories and images are being added on a regular basis. We encourage you to search the website for images, contribute your own photos, and create a page of favorites.


www.asg-architects.com/campus

Baltimore, Tempe, Washington • 410.347.8500 • jvheller@asg-architects.com • © Ayers Saint Gross 2011




Quadrangles

Quadrangles serve as the symbolic heart and center of a campus. They are used for a variety of activities, including commencement, impromptu sporting activities, casual gatherings and studying. These ceremonial spaces can be formal or informal, and consist of a variety of elements, including lawns, tree canopies, paving and benches.




Gates

Gates provide a threshold to a campus. They celebrate arrival and provide transitions to the academic world. Often the result of an individual or a class gift, gates help create an identity as they are the first elements to be seen on the campus.



Pathways

Pathways help people to navigate areas of the campus. The hierarchy of pathways can be bolstered by different sizes and materials.




Plantings

Plantings or gardens can be arranged on a campus to provide color, scent, form and texture. They can be formal or naturalistic, and they often help to divert and manage stormwater.




Site Walls

Site walls are built for a variety of reasons, including seating, spatial enclosure and helping with a topography transition. Walls can help unify the campus through materials similar to those used in nearby buildings and landscapes.




Bike Racks

Bike racks are generally placed near building entrances for ease of use. They can be part of a site furnishing family to help create a consistent style throughout campus.




Plazas

Plazas are generally hardscape, often contain seating and are typically located adjacent to building entrances. These spaces are usually multi-use and their paved surfaces make them adaptable for a variety of activities.




Fountains

Fountains are often a landmark feature and a focal point. The water-based ambience of these fixtures creates activity and excitement in a space but also can establish a place for quiet reflection.




Signage

Signage and wayfinding not only provide direction and orientation, but also enhance a campus identity through consistent use of colors, typography and materials.



Seating

Seating includes chairs, benches, seat walls and any element that provides a place to rest. These designs assume a variety of forms, materials and styles, and often harmonize with the overall campus feel.



Streetscapes

Streetscapes refer to sidewalks and walking areas adjacent to travel lanes for vehicles and bicycles. Attractive paving, site furniture, a tree canopy and planted strips along the roadways are elements that contribute to a pleasant pedestrian experience.